

THE COLLEGE APP

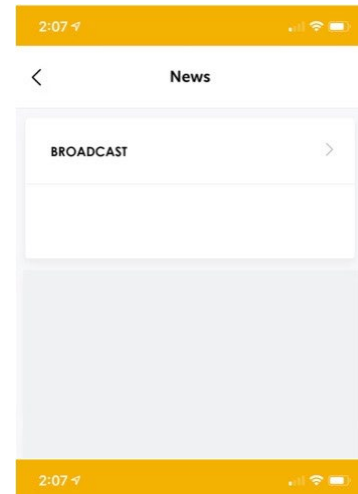
GETTING STARTED

1. Search for Wollondilly on the Apple App Store or on Google Play then download the Wollondilly Anglican College app.
2. Once you have downloaded and opened the app, you will be able to sign in using your Wollondilly College Edumate login.
3. Congratulations, you will now be able to communicate and connect directly with the College and receive the latest information.



NEWSFEED

This is where you can view information as daily broadcasts, newsletters, notifications relating to the College.

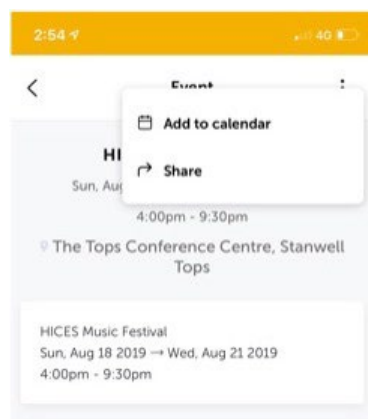
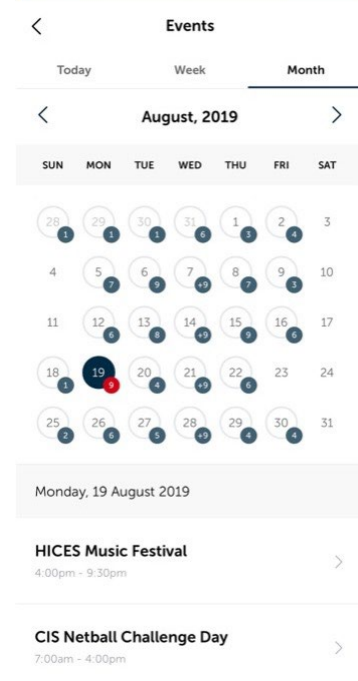


CALENDAR

By clicking on this button, you can see what is happening throughout the College from a daily, weekly or monthly view.

Click on an event for more information.

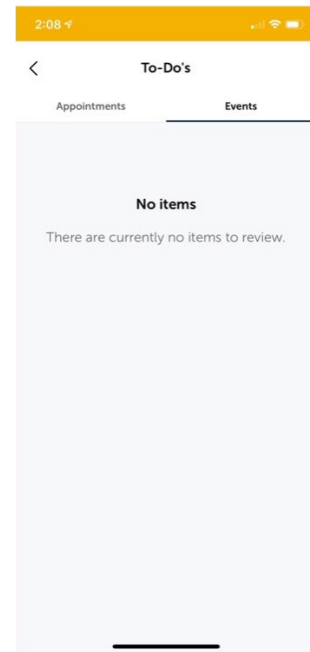
By clicking on the event and then the dots in the top right corner, you can add relevant events to your own personal calendar.



TO DO'S

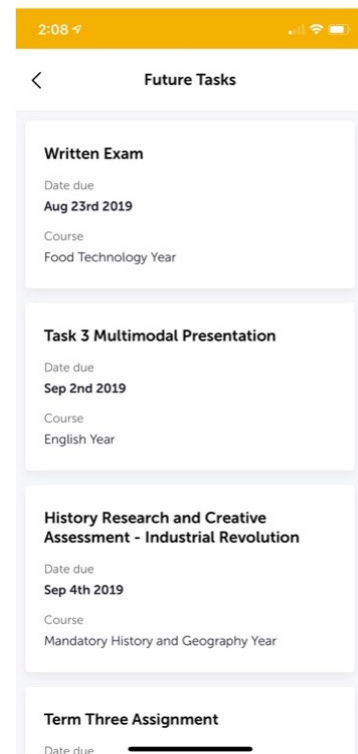
This is where you are notified of things that need doing such as permission given to attend an event or an appointment.

Before you give permission or deny permission please refer to all attachments containing details in regards to each event. Once permission is given, this information will appear in the Events tab on the College app. If you deny permission this information will no longer be available for your child and will not appear in the Events tab.



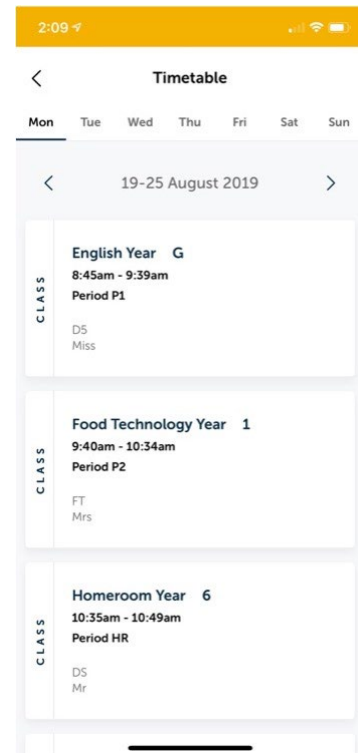
ACADEMIC

You will find Assessment Tasks for each child listed here. Click on your child's name and view Assessments coming up for each subject.



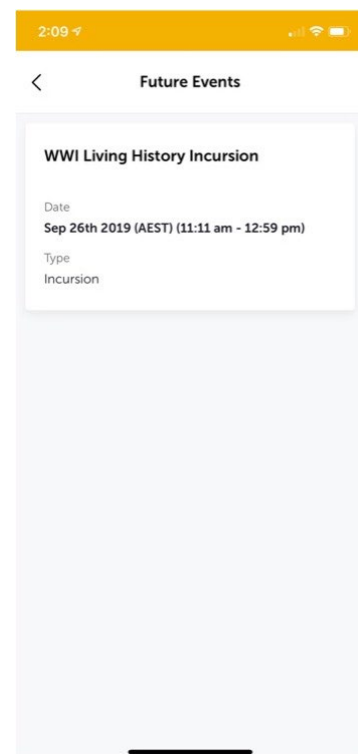
TIMETABLE

This button allows you to view each of your children's timetable in both daily and weekly formats.



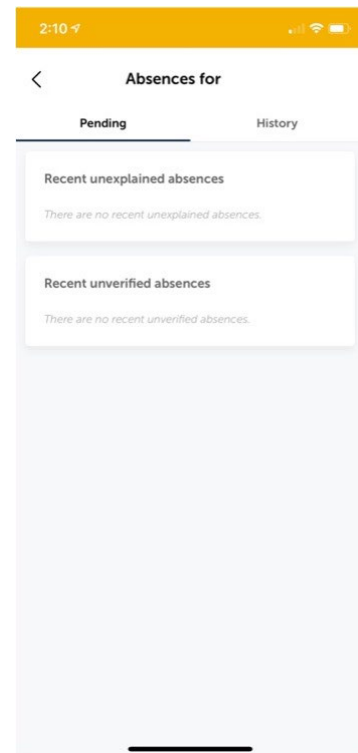
EVENTS

Linked to Calendar, here you can view events relevant to each of your children.



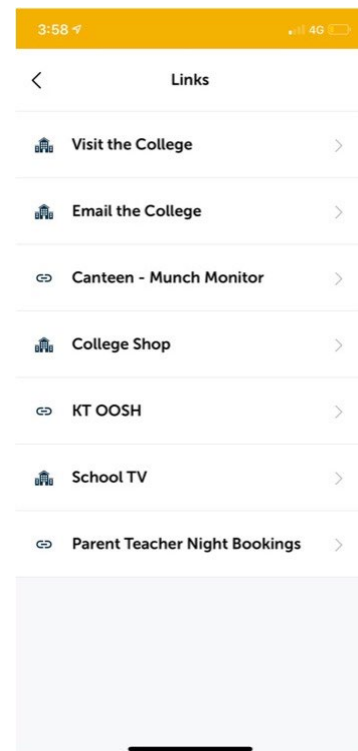
ABSENCES

This is where you can verify your child's absence or late arrival and view their history. Applications for an extended period of leave (more than 5 College days) are required in advance. Please contact Student Reception to arrange this leave form.



MORE

More will take you to other resources or websites helpful for your students, for example, the WIKI, the canteen website, KTOOSH, the college shop, bus companies, email links, Newsletters etc.



SETTINGS

Set your preferences for notifications, add extra login security options or find out more about the creators of the App.

Please keep broadcasts and space post-activity activated for notification settings as we will sometimes use this function to communicate with the community.

